



Royal Agricultural Society of NSW

Catalogue

Sydney Royal Beef Challenge Results

2019
Sydney Showground
Sydney Olympic Park
www.rasnsw.com.au





Royal Agricultural Society of NSW

Sydney Royal
SINCE  1822

70 DAY DOMESTIC CLASS RESULTS SUMMARY



DOMESTIC RESULTS - TEAMS

	LOT	EXHIBITOR
Live Assessment		
1 st	3143	Branga Plains Past Co
2 nd	3164	Tex Angus
3 rd	3147	DA & EJ O'Reilly

	LOT	EXHIBITOR
Feedlot Total		
1 st	3143	Branga Plains Past Co
2 nd	3188	Hobday Nixon
3 rd	3175	Camphill Partnership

	LOT	EXHIBITOR
Carcase Grid		
1 st	3150	JB Carpenter
2 nd	3143	Branga Plains Past Co
2 nd	3152	AF & MA Quinn
2 nd	3154	JW & M Smith
2 nd	3190	AV & LM Doolan

	LOT	EXHIBITOR
Carcase Judge		
1 st	3144	Branga Plains Past Co
2 nd	3142	Branga Plains Past Co
2 nd	3165	Tex Angus

	LOT	EXHIBITOR
Profitability		
1 st	3166	Tex Angus
2 nd	3183	Yulgilbar Pastoral Co
3 rd	3143	Branga Plains Past Co

	LOT	EXHIBITOR
Taste Test		
1 st	3188	Hobday Nixon
2 nd	3161	Welbatch Pastoral
3 rd	3187	Hobday Nixon

	LOT	EXHIBITOR
CHAMPION TEAM		
	3143	Branga Plains Past Co

	LOT	EXHIBITOR
RESERVE CHAMPION TEAM		
	3183	Yulgilbar Pastoral Co

DOMESTIC RESULTS - INDIVIDUAL

	LOT	NUMBER	BREED	SEX	EXHIBITOR
Live Assessment					
1 st	3169	DZ973	SIM	ST	Mala-Daki Simmentals
2 nd	3143	DZ816	CH	ST	Branga Plains Past Co
3 rd	3147	DZ843	CHXH	ST	DA & EJ O'Reilly

	LOT	NUMBER	BREED	SEX	EXHIBITOR
DWG					
1 st	3166	DZ958	AA	HF	Tex Angus
2 nd	3192	EA111	HH	ST	Truro Herefords
3 rd	3171	DZ987	AA	ST	JA Langan

	LOT	NUMBER	BREED	SEX	EXHIBITOR
Dressing %					
1 st	3182	EA053	SG	ST	Yulgilbar Pastoral Co
2 nd	3175	EA008	SG	ST	Camphill Partnership
3 rd	3185	EA070	AA	HF	David Venz

	LOT	NUMBER	BREED	SEX	EXHIBITOR
Feedlot Total					
1 st	3171	DZ987	AA	ST	JA Langan
2 nd	3192	EA115	HH	ST	Truro Herefords
3 rd	3192	EA111	HH	ST	Truro Herefords

	LOT	NUMBER	BREED	SEX	EXHIBITOR
Carcase Grid					
1 st	3143	DZ816	CH	ST	Branga Plains Past Co
1 st	3150	DZ857	SGXA	HF	JB Carpenter
1 st	3150	DZ862	SGXA	HF	JB Carpenter
1 st	3152	DZ872	SHXD	ST	AF & MA Quinn
1 st	3154	DZ882	SGXH	ST	JW & M Smith
1 st	3160	DZ917	SGX	ST	Welbatch Pastoral
1 st	3190	EA100	AA	HF	AV & LM Doolan

	LOT	NUMBER	BREED	SEX	EXHIBITOR
Carcase Judge					
1 st	3147	DZ844	CHXH	ST	DA & EJ O'Reilly
1 st	3180	EA039	SG	HF	JF & KF Brasell
3 rd	3161	DZ925	SGXH	ST	Welbatch Pastoral

	LOT	NUMBER	BREED	SEX	EXHIBITOR
Profitability					
1 st	3191	EA108	AA	HF	AV & LM Doolan
2 nd	3171	DZ987	AA	ST	JA Langan
3 rd	3192	EA111	HH	ST	Truro Herefords

	LOT	NUMBER	BREED	SEX	EXHIBITOR
Taste Test					
1 st	3166	DZ954	AA	HF	Tex Angus
2 nd	3178	EA027	SGX	HF	Camphill Partnership
3 rd	3188	EA086	AA	HF	Hobday Nixon

	LOT	NUMBER	BREED	SEX	EXHIBITOR
CHAMPION INDIVIDUAL					
	3169	DZ973	SIM	ST	Mala-Daki Simmentals

	LOT	NUMBER	BREED	SEX	EXHIBITOR
RESERVE CHAMPION INDIVIDUAL					
	3166	DZ958	AA	HF	Tex Angus

100 DAY EXPORT CLASS RESULTS SUMMARY



EXPORT RESULTS - TEAMS

	LOT	EXHIBITOR
Live Assessment		
1 st	3117	Tex Angus
2 nd	3126	Isla Angus
3 rd	3127	Isla Angus
Feedlot Total		
1 st	229.270	3116 Yulgilbar Pastoral Co.
2 nd	226.844	3118 Tex Angus
3 rd	225.377	3114 Yulgilbar Pastoral Co.
Carcase Grid		
1 st	129.167	3117 Tex Angus
2 nd	122.917	3104 IG, EA & CI Brown
2 nd	122.917	3106 IG, EA & CI Brown
2 nd	122.917	3131 M&D MacCue
Carcase Judge		
1 st	155.370	3112 MacCue Trading Pty Ltd
2 nd	152.593	3114 Yulgilbar Pastoral Co.
3 rd	143.519	3120 Pine Creek Angus Stud
Profitability		
1 st	\$ 844.17	3118 Tex Angus
2 nd	\$ 471.78	3110 MacCue Trading Pty Ltd
3 rd	\$ 406.27	3131 M&D MacCue
Taste Test		
1 st	45.335	3122 AV & LM Doolan
2 nd	45.000	3120 Pine Creek Angus Stud
3 rd	42.835	3114 Yulgilbar Pastoral Co.
CHAMPION TEAM		
	746.325	3118 Tex Angus
RESERVE CHAMPION TEAM		
	678.588	3117 Tex Angus

EXPORT RESULTS - INDIVIDUAL

	LOT	NUMBER	BREED	SEX	EXHIBITOR
Live Assessment					
1 st	3117	DZ418	AA	ST	Tex Angus
2 nd	3117	DZ417	AA	ST	Tex Angus
3 rd	3112	DZ388	AA	ST	MacCue Trading Pty Ltd
DWG					
1 st	2.816	3110	DZ379	AA	HF MacCue Trading Pty Ltd
2 nd	2.703	3118	DZ428	AA	HF Tex Angus
3 rd	2.633	3116	DZ412	SG	ST Yulgilbar Pastoral Co.
Dressing %					
1 st	57.875%	3104	DZ340	AA	HF IG, EA & CI Brown
2 nd	57.765%	3116	DZ416	SG	ST Yulgilbar Pastoral Co.
3 rd	57.671%	3126	DZ503	AA	ST Isla Angus
Feedlot Total					
1 st	28.574	3116	DZ412	SG	ST Yulgilbar Pastoral Co.
2 nd	25.835	3116	DZ416	SG	ST Yulgilbar Pastoral Co.
3 rd	25.455	3117	DZ418	AA	ST Tex Angus
Carcase Grid					
1 st	25.000	3104	DZ341	AA	HF IG, EA & CI Brown
1 st	25.000	3117	DZ419	AA	ST Tex Angus
3 rd	20.830	75 Animals			
Carcase Judge					
1 st	30.000	3112	DZ390	AA	ST MacCue Trading Pty Ltd
2 nd	28.519	3112	DZ392	AA	ST MacCue Trading Pty Ltd
3 rd	27.037	3108	DZ368	HH	ST Lotus Herefords
3 rd	27.037	3114	DZ401	SGXH	ST Yulgilbar Pastoral Co.
3 rd	27.037	3114	DZ403	SGXH	ST Yulgilbar Pastoral Co.
3 rd	27.037	3117	DZ422	AA	ST Tex Angus
Profitability					
1 st	\$ 228.53	3110	DZ377	AA	HF MacCue Trading Pty Ltd
2 nd	\$ 225.60	3118	DZ423	AA	HF Tex Angus
3 rd	\$ 213.96	3131	DZ452	AA	HF M&D MacCue
Taste Test					
The RAS Perpetual Consumer Trophy (NSW Meat Authority) for Champion Export Taste Test Carcase, Sydney Royal Beef Challenge, donated by Mr John Carter.					
1 st	45.335	3122	DZ481	AA	HF AV & LM Doolan
2 nd	45.000	3120	DZ440	AA	HF Pine Creek Angus Stud
3 rd	42.835	3114	DZ404	SGXH	ST Yulgilbar Pastoral Co.
CHAMPION INDIVIDUAL					
	3117	DZ418	AA	ST	Tex Angus
RESERVE CHAMPION INDIVIDUAL					
	3105	DZ348	AA	HF	IG, EA & CI Brown

70 DAY DOMESTIC CLASS RESULTS



Lot / Exhibitor	Tag	Sex	Breed	Live Assessment		ADG Pts	Dress % Pts	Feedlot Total	Carcase Grid Pts	Carcase Judge	Carcase Rank Pts		Eating Quality MSA Pts		P/L		TOTAL	PLACE	TASTE TEST AWARDS
				Pen	Individual						Rank	Pts	MSA	Pts					
3192 Truro Herefords	EA110	ST	HH	0		16.827	6.538	23.365	20.83	23.86			60.03	3.33	\$ 94.22	32.85	104.24	39	
	EA111	ST	HH			19.574	6.477	26.050	20.83	19.30	1	5	58.80	1.67	\$ 185.06	64.52	132.37	5	
	EA112	ST	HH			16.456	8.005	24.461	20.83	22.46			59.80	3.33	\$ 130.10	45.36	116.44	17	
	EA113	ST	HH			14.507	0.000	14.507	0.00	0.00			0.00	0.00	-\$ 223.98	-78.09	-63.58	301	
	EA114	ST	HH			15.586	7.303	22.890	20.83	21.40			64.66	6.67	\$ 2.04	0.71	72.50	143	
	EA115	ST	HH			19.147	7.481	26.628	14.58	24.21			65.90	8.33	\$ 169.37	59.05	132.80	4	
				0		102.098	35.803	193.605	97.92	111.23		5	309.19	23.33	\$ 356.81	124.39	555.48	20	
						46.574	9.130												

Lot / Exhibitor	Tag	Sex	Breed	Live Assessment		ADG Pts	Dress % Pts	Feedlot Total	Carcase Grid Pts	Carcase Judge	Carcase Rank Pts		Eating Quality MSA Pts		P/L		TOTAL	PLACE	TASTE TEST AWARDS
				Pen	Individual						Rank	Pts	MSA	Pts					
3193 Truro Herefords	EA116	ST	HH	0		13.646	0.000	13.646	0.00	0.00			0.00	0.00	-\$ 179.08	-62.43	-48.79	295	
	EA117	ST	HH			9.898	0.000	9.898	0.00	0.00			0.00	0.00	-\$ 273.82	-95.46	-85.57	313	
	EA118	ST	HH			12.478	0.000	12.478	0.00	0.00			0.00	0.00	-\$ 207.52	-72.35	-59.87	300	
	EA119	ST	HH			15.552	-51.429	-35.876	20.83	23.86	1	25	61.99	5.00	-\$ 32.62	-11.37	2.44	287	
	EA120	ST	HH			13.228	7.303	20.531	20.83	21.40			61.63	5.00	-\$ 21.82	-7.61	60.16	186	
	EA121	ST	HH			10.256	0.000	10.256	0.00	0.00			0.00	0.00	-\$ 266.38	-92.87	-82.61	310	
				0		75.058	-44.125	78.682	41.67	45.26		25	123.62	10.00	-\$ 981.25	-342.10	-141.49	52	
						44.638	3.112												

Lot / Exhibitor	Tag	Sex	Breed	Live Assessment		ADG Pts	Dress % Pts	Feedlot Total	Carcase Grid Pts	Carcase Judge	Carcase Rank Pts		Eating Quality MSA Pts		P/L		TOTAL	PLACE	TASTE TEST AWARDS
				Pen	Individual						Rank	Pts	MSA	Pts					
3194 Truro Herefords	EA122	ST	HH	0		16.495	6.538	23.033	20.83	22.46			62.81	5.00	\$ 13.94	4.86	76.18	124	
	EA123	ST	HH			12.729	6.477	19.206	20.83	24.56			61.21	5.00	-\$ 43.54	-15.18	54.42	207	
	EA124	ST	HH			17.731	8.005	25.736	20.83	23.51	1	10	61.62	5.00	\$ 113.54	39.58	114.66	20	
	EA125	ST	HH			14.235	-51.429	-37.194	20.83	24.91			61.01	5.00	-\$ 27.46	-9.57	3.98	285	
	EA126	ST	HH			14.277	7.303	21.580	20.83	23.86			62.68	5.00	\$ 34.34	11.97	83.25	98	
	EA127	ST	HH			16.094	7.481	23.574	20.83	21.40			61.35	5.00	-\$ 40.30	-14.05	56.76	200	
				0		91.561	-15.625	158.266	125.00	140.70		10	370.68	30.00	\$ 50.52	17.61	481.58	23	
						48.550	33.781												


Pen Results				ADG Pts Total	Dress % Pts	Feedlot Total	Carcase Grid Pts	Carcase Judge	Eating Quality MSA Pts	P/L		TOTAL	
Highest				152.150	85.739	229.647	133.33	147.37	383.93	40.00	\$ 573.67	200.00	789.59
Top 10				140.111	78.138	211.232	125.00	142.11	376.96	33.33	\$ 328.99	114.70	639.14
Top 20				131.266	72.659	200.338	125.00	136.84	373.33	31.67	\$ 85.39	29.77	555.48
Average				125.745	61.983	187.728	111.05	126.54	345.59	27.58	-\$ 130.26	-45.41	434.18
Top 30				125.203	68.384	194.890	125.00	134.04	366.05	26.67	-\$ 180.68	-62.99	444.98
Top 40				119.730	61.632	185.873	104.17	124.91	361.52	23.33	-\$ 381.84	-133.12	370.29
Lowest				66.505	18.156	78.682	33.33	46.32	126.69	11.67	-\$ 1,673.91	-583.58	-251.84


Individual Results				ADG Pts Total	Dress % Pts	Feedlot Total	Carcase Grid Pts	Carcase Judge	Boning Group Pts	P/L		TOTAL	
Highest				20.085	10.474	27.240	25.00	27.37	68.32	8.33	\$ 188.38	65.68	140.78
Top 50				15.821	8.080	22.631	20.83	24.91	64.01	6.67	\$ 77.11	26.88	96.86
Top 100				14.516	7.303	21.075	20.83	24.21	63.06	6.67	\$ 34.34	11.97	82.76
Top 150				13.672	6.538	19.988	20.83	23.16	57.60	5.00	\$ 4.06	1.42	70.23
Average				13.313	5.632	18.945	18.51	21.09	62.02	4.60	-\$ 21.71	-7.57	55.90
Top 200				12.627	5.699	19.061	20.83	22.11	61.11	5.00	-\$ 28.54	-9.95	56.76
Top 250				11.390	8.284	17.142	20.83	20.00	59.57	3.33	-\$ 75.00	-26.15	33.21
Lowest				6.785	-51.429	6.448	0.00	0.00	0.00	0.00	-\$ 1,300.78	-453.50	-453.50


100 DAY EXPORT CLASS RESULTS




Lot / Exhibitor	Tag	Sex	Breed	Live Assessment		ADG Pts	Dress % Pts	Feedlot Total	Carcase Grid Pts	Carcase Judge	Carcase		Taste Test	P/L		TOTAL	PLACE	TASTE TEST AWARDS	
				Pen	Individual						Rank	Pts							
3109 G & DG Bruce	DZ369	HF	AA	8		15.668	3.218	18.885	20.83	22.59	2	31.50		\$	24.01	-5.69	56.62	91	
	DZ370	HF	AA		15.834	5.593	21.427	18.75	23.15					\$	27.87	6.60	69.93	63	
	DZ371	HF	AA		14.074	7.519	21.592	18.75	20.00	3	\$			25.26	5.98	66.33	70		
	DZ372	HF	AA		15.499	5.139	20.638	20.83	23.89		\$			14.03	3.32	68.68	65		
	DZ373	HF	AA		14.554	6.047	20.601	18.75	23.70	\$	1.20			0.28	63.34	74			
	DZ374	HF	AA		16.115	4.879	20.994	16.67	21.11	1	5			\$	17.18	4.07	94.34	25	
				40		91.743	32.395	221.148	114.58	134.44	5		31.50	\$	61.52	14.57	561.25	8	
						61.453	35.557												


Lot / Exhibitor	Tag	Sex	Breed	Live Assessment		ADG Pts	Dress % Pts	Feedlot Total	Carcase Grid Pts	Carcase Judge	Carcase		Taste Test	P/L		TOTAL	PLACE	TASTE TEST AWARDS		
				Pen	Individual						Rank	Pts								
3110 MacCue Trading Pty Ltd	DZ375	HF	AA	0		15.339	5.681	21.019	20.83	19.26	2	42.34		\$	48.05	11.38	72.50	56		
	DZ376	HF	AA		13.673	6.607	20.280	20.83	17.78	\$				0.95	-0.22	58.67	84			
	DZ377	HF	AA		16.326	8.839	25.165	20.83	16.30	2				\$	228.53	54.14	116.44	10		
	DZ378	HF	AA		16.911	5.179	22.090	18.75	23.33	3				\$	56.21	13.32	119.83	6		
	DZ379	HF	AA		20.115	4.264	24.379	16.67	14.07	1				5	\$	147.50	34.95	90.06		27
	DZ380	HF	AA		13.880	6.396	20.276	18.75	12.96						\$	7.56	-1.79	50.20		107
				0		96.245	36.965	210.491	116.67	103.70	5		42.34	\$	471.78	111.77	589.97	7		
						41.741	35.541													


Lot / Exhibitor	Tag	Sex	Breed	Live Assessment		ADG Pts	Dress % Pts	Feedlot Total	Carcase Grid Pts	Carcase Judge	Carcase		Taste Test	P/L		TOTAL	PLACE	TASTE TEST AWARDS		
				Pen	Individual						Rank	Pts								
3111 Bundah Rural P/L	DZ381	HF	AA	7		15.055	6.501	21.557	20.83	15.93	2			\$	99.72	23.63	81.94	41		
	DZ382	HF	AA		13.448	6.670	20.118	18.75	25.00	\$				31.28	-7.41	56.46	93			
	DZ383	HF	AA		14.521	5.305	19.826	18.75	11.85	3				\$	34.89	-8.27	42.16	123		
	DZ384	HF	AA		14.685	6.680	21.365	18.75	13.33					\$	29.13	6.90	60.35	80		
	DZ385	HF	AA		16.703	7.584	24.287	20.83	24.44	1				20	\$	165.71	39.26	108.82		14
	DZ386	HF	AA		14.068	4.962	19.031	20.83	17.22						\$	39.11	-9.27	86.16		33
				45		88.481	37.703	219.382	118.75	107.78	20		38.34	\$	189.27	44.84	594.09	5		
						57.593	35.606													


Lot / Exhibitor	Tag	Sex	Breed	Live Assessment		ADG Pts	Dress % Pts	Feedlot Total	Carcase Grid Pts	Carcase Judge	Carcase		Taste Test	P/L		TOTAL	PLACE	TASTE TEST AWARDS				
				Pen	Individual						Rank	Pts										
3112 MacCue Trading Pty Ltd	DZ387	ST	AA	12	3	13	14.327	7.569	21.896	20.83	26.85	3	37.00		\$	20.20	-4.78	64.80	71			
	DZ388	ST	AA				14.364	9.868	24.232	20.83	22.22				2	\$	75.85	17.97	98.26		22	
	DZ389	ST	AA				15.028	5.025	20.053	20.83	21.30				1	\$	81.81	-19.38	42.80		122	
	DZ390	ST	AA				14.638	8.636	23.275	20.83	30.00						\$	10.53	2.50		113.60	13
	DZ391	ST	AA				14.176	6.535	20.712	20.83	26.48						\$	62.83	-14.89		53.14	98
	DZ392	ST	AA				11.791	4.878	16.669	14.58	28.52						\$	248.16	-58.79		0.98	164
				20		84.325	42.511	219.401	118.75	155.37	0		37.00	\$	326.62	-77.38	473.14	14				
						57.072	35.493															


Lot / Exhibitor	Tag	Sex	Breed	Live Assessment		ADG Pts	Dress % Pts	Feedlot Total	Carcase Grid Pts	Carcase Judge	Carcase		Taste Test	P/L		TOTAL	PLACE	TASTE TEST AWARDS		
				Pen	Individual						Rank	Pts								
3113 Camphill Partnership	DZ393	ST	SGXH	0		12.031	4.663	16.694	18.75	25.19	1	5	33.34		\$	229.67	-54.41	6.22	162	
	DZ394	ST	HH		11.575	6.607	18.182	14.58	26.30	\$					215.13	-50.97	8.09	161		
	DZ395	ST	MGX		15.980	7.245	23.225	20.83	21.48	\$					6.84	1.62	67.16	68		
	DZ396	ST	SG		12.761	5.087	17.848	14.58	26.30	\$					223.82	-53.03	5.70	163		
	DZ397	ST	SGXH		15.786	6.790	22.576	20.83	15.56	\$					10.54	2.50	61.46	77		
	DZ398	ST	SGXH		15.038	4.094	19.132	18.75	17.04							\$	127.73	-30.26	57.99	
				0		83.171	34.487	200.058	108.33	131.85	5		33.34	\$	778.98	-184.55	294.02	26		
						46.830	35.570													


Lot / Exhibitor	Tag	Sex	Breed	Live Assessment		ADG Pts	Dress % Pts	Feedlot Total	Carcase Grid Pts	Carcase Judge	Carcase Rank Pts		Taste Test	P/L		TOTAL	PLACE	TASTE TEST AWARDS	
				Pen	Individual						Rank	Pts							
3119 MB McKinnon & Co	DZ429	HF	SG	0		15.984	5.502	21.487	18.75	20.37			41.67	\$	29.06	6.88	67.49	67	
	DZ430	HF	SG			11.373	4.522	15.895	0.00	23.70				-	243.81	-57.76	-18.16	172	
	DZ431	HF	SG			12.639	3.423	16.062	0.00	25.00				-	220.55	-52.25	30.48	139	
	DZ432	HF	SG			12.286	4.503	16.790	0.00	26.30				-	212.02	-50.23	-7.15	168	
	DZ433	HF	SG			15.020	2.808	17.828	14.58	22.22				-	122.79	-29.09	25.54	146	
	DZ434	HF	SG			10.061	6.713	16.774	0.00	24.81				-	233.23	-55.26	-13.67	171	
				0		77.364	27.471	183.957	33.33	142.41	0	41.67	-\$	1,003.33	-237.71	163.65	28		


Lot / Exhibitor	Tag	Sex	Breed	Live Assessment		ADG Pts	Dress % Pts	Feedlot Total	Carcase Grid Pts	Carcase Judge	Carcase Rank Pts		Taste Test	P/L		TOTAL	PLACE	TASTE TEST AWARDS	
				Pen	Individual						Rank	Pts							
3120 Pine Creek Angus Stud	DZ435	HF	AA	0		13.682	6.439	20.120	20.83	24.44			45.00	\$	20.63	4.89	70.28	61	
	DZ436	HF	AA			11.312	7.152	18.465	14.58	24.63				-	136.47	-32.33	25.34	147	
	DZ437	HF	AA			14.581	5.692	20.272	20.83	24.44				\$	21.43	5.08	70.63	60	
	DZ438	HF	AA			11.890	6.962	18.852	18.75	23.89				-	65.60	-15.54	45.95	114	
	DZ439	HF	AA			12.878	5.917	18.795	18.75	26.11				-	64.86	-15.37	48.29	110	
	DZ440	HF	AA			15.249	5.884	21.134	20.83	20.00				\$	47.45	11.24	118.21	7	
				0		79.592	38.046	205.594	114.58	143.52	0	45.00	-\$	177.44	-42.04	466.66	15		

Lot / Exhibitor	Tag	Sex	Breed	Live Assessment		ADG Pts	Dress % Pts	Feedlot Total	Carcase Grid Pts	Carcase Judge	Carcase Rank Pts		Taste Test	P/L		TOTAL	PLACE	TASTE TEST AWARDS	
				Pen	Individual						Rank	Pts							
3121 M&D MacCue	DZ441	HF	AA	6		10.733	7.360	18.092	14.58	24.44	3		38.67	-	140.67	-33.33	62.46	76	
	DZ442	HF	AA			13.720	7.327	21.047	20.83	19.44				\$	41.83	9.91	71.24	57	
	DZ443	HF	AA			11.876	6.732	18.608	18.75	16.30				-	77.75	-18.42	35.23	130	
	DZ444	HF	AA			14.652	8.839	23.491	20.83	17.22				\$	108.09	25.61	87.15	32	
	DZ445	HF	AA			13.297	5.089	18.386	18.75	26.30				-	65.59	-15.54	47.89	111	
	DZ446	HF	AA			13.964	7.773	21.737	20.83	13.52				\$	72.51	17.18	73.27	53	
				50		78.241	43.120	210.115	114.58	117.22	10	38.67	-\$	61.58	-14.59	526.00	9		

Lot / Exhibitor	Tag	Sex	Breed	Live Assessment		ADG Pts	Dress % Pts	Feedlot Total	Carcase Grid Pts	Carcase Judge	Carcase Rank Pts		Taste Test	P/L		TOTAL	PLACE	TASTE TEST AWARDS	
				Pen	Individual						Rank	Pts							
3122 AV & LM Doolan	DZ479	HF	AA	13		12.281	5.637	17.918	14.58	24.26			45.34	-	130.30	-30.87	25.89	145	
	DZ480	HF	AA			14.248	8.117	22.365	18.75	24.07				\$	31.07	7.36	72.55	55	
	DZ481	HF	AA			13.735	7.862	21.597	18.75	19.63				\$	11.22	2.66	107.97	16	
	DZ482	HF	AA			13.599	7.707	21.306	18.75	13.89				\$	6.80	1.61	55.56	95	
	DZ483	HF	AA			13.227	7.688	20.915	18.75	20.56				-	4.36	-1.03	59.19	81	
	DZ484	HF	AA			13.603	5.338	18.942	18.75	23.33				\$	68.87	-16.32	44.71	117	
				15		80.693	42.349	221.794	108.33	125.74	15	45.34	-\$	154.45	-36.59	494.61	13		

Lot / Exhibitor	Tag	Sex	Breed	Live Assessment		ADG Pts	Dress % Pts	Feedlot Total	Carcase Grid Pts	Carcase Judge	Carcase Rank Pts		Taste Test	P/L		TOTAL	PLACE	TASTE TEST AWARDS	
				Pen	Individual						Rank	Pts							
3123 AV & LM Doolan	DZ485	HF	AA	0		12.262	7.362	19.625	14.58	20.37			39.17	-	83.06	-19.68	34.90	132	
	DZ486	HF	AA			12.295	5.407	17.702	14.58	18.89				-	132.94	-31.50	58.84	83	
	DZ487	HF	AA			12.898	8.767	21.665	18.75	24.07				\$	9.28	2.20	66.69	69	
	DZ488	HF	AA			12.681	7.958	20.638	0.00	17.59				-	20.34	-4.82	33.41	136	
	DZ489	HF	AA			13.372	7.857	21.229	20.83	19.63				\$	31.53	7.47	69.16	64	
	DZ490	HF	AA			14.224	2.845	17.069	18.75	18.15				-	107.45	-25.46	28.51	141	
				0		77.731	40.197	215.511	87.50	118.70	15	39.17	-\$	302.99	-71.78	404.10	20		


Lot / Exhibitor	Tag	Sex	Breed	Live Assessment		ADG Pts	Dress % Pts	Feedlot Total	Carcase Grid Pts	Carcase Judge	Carcase		Taste Test	P/L		TOTAL	PLACE	TASTE TEST AWARDS	
				Pen	Individual						Rank	Pts							
3124 AV & LM Doolan	DZ491	HF	AA	0		13.071	4.689	17.761	14.58	17.04	1	15	41.84	-\$	123.79	-29.33	20.05	154	
	DZ492	HF	AA			11.872	8.317	20.188	18.75	17.41				-\$	56.43	-13.37	42.98	120	
	DZ493	HF	AA			12.964	5.334	18.297	14.58	15.00				-\$	116.04	-27.49	20.39	153	
	DZ494	HF	AA			12.083	7.747	19.830	18.75	17.41				-\$	45.07	-10.68	45.31	116	
	DZ495	HF	AA			10.234	7.979	18.214	14.58	24.81				-\$	155.52	-36.85	20.77	152	
	DZ496	HF	AA			12.488	4.014	16.502	14.58	26.30				-\$	179.34	-42.49	56.73	90	
				0		72.713	38.080	204.772	95.83	117.96		15	41.84	-\$	676.19	-160.20	315.20	25	


Lot / Exhibitor	Tag	Sex	Breed	Live Assessment		ADG Pts	Dress % Pts	Feedlot Total	Carcase Grid Pts	Carcase Judge	Carcase		Taste Test	P/L		TOTAL	PLACE	TASTE TEST AWARDS	
				Pen	Individual						Rank	Pts							
3125 AV & LM Doolan	DZ497	ST	AA	0		11.067	5.955	17.022	14.58	15.74	1	25	37.67	-\$	257.07	-60.90	-13.56	170	
	DZ498	ST	AA			12.911	7.462	20.373	18.75	25.00				-\$	111.02	-26.30	37.82	127	
	DZ499	ST	AA			13.259	6.821	20.081	18.75	21.67				-\$	107.98	-25.58	34.92	131	
	DZ500	ST	AA			12.714	8.281	20.995	20.83	26.30				-\$	83.56	-19.80	48.33	109	
	DZ501	ST	AA			12.930	8.605	21.535	20.83	23.89				-\$	67.65	-16.03	50.23	106	
	DZ502	ST	AA			13.481	6.377	19.858	18.75	26.11				-\$	116.10	-27.51	74.88	49	
				0		76.362	43.502	216.161	112.50	138.70		25	37.67	-\$	743.37	-176.12	353.91	24	


Lot / Exhibitor	Tag	Sex	Breed	Live Assessment		ADG Pts	Dress % Pts	Feedlot Total	Carcase Grid Pts	Carcase Judge	Carcase		Taste Test	P/L		TOTAL	PLACE	TASTE TEST AWARDS			
				Pen	Individual						Rank	Pts									
3126 Isla Angus	DZ503	ST	AA	2		10.930	10.362	21.292	18.75	24.44	1	15	36.50	-\$	95.58	-22.64	41.84	125			
	DZ504	ST	AA			13.965	8.075	22.040	20.83	16.85				-\$	32.42	-7.68	52.04	100			
	DZ505	ST	AA			5	11	15.800	7.165	22.965				20.83	19.07	\$	28.34	6.71		80.59	43
	DZ506	ST	AA			4	12	14.859	7.552	22.410				20.83	24.26	-\$	1.10	-0.26		79.24	45
	DZ507	ST	AA					11.857	7.842	19.699				18.75	25.56	-\$	136.64	-32.37		68.13	66
	DZ508	ST	AA					11.668	8.424	20.092				20.83	20.37	-\$	113.85	-26.97		34.32	133
				70		79.079	49.420	210.899	120.83	130.56		15	36.50	-\$	351.25	-83.22	500.57	12			

Lot / Exhibitor	Tag	Sex	Breed	Live Assessment		ADG Pts	Dress % Pts	Feedlot Total	Carcase Grid Pts	Carcase Judge	Carcase		Taste Test	P/L		TOTAL	PLACE	TASTE TEST AWARDS	
				Pen	Individual						Rank	Pts							
3127 Isla Angus	DZ509	ST	AA	3		15.561	7.215	22.776	20.83	21.48	1	15	34.84	-\$	17.45	-4.14	60.96	78	
	DZ510	ST	AA			12.535	8.032	20.567	18.75	22.22				-\$	106.00	-25.11	36.43	129	
	DZ511	ST	AA			14.577	7.232	21.809	20.83	25.19				-\$	37.06	-8.78	59.05	82	
	DZ512	ST	AA			13.132	5.750	18.882	18.75	24.63				-\$	143.67	-34.04	28.22	143	
	DZ513	ST	AA			11.193	7.406	18.599	18.75	25.19				-\$	186.18	-44.11	53.26	97	
	DZ514	ST	AA			15.716	3.118	18.834	18.75	21.48				-\$	137.38	-32.55	26.52	144	
				65		82.714	38.754	205.901	116.67	140.19		15	34.84	-\$	627.75	-148.73	428.86	16	

Lot / Exhibitor	Tag	Sex	Breed	Live Assessment		ADG Pts	Dress % Pts	Feedlot Total	Carcase Grid Pts	Carcase Judge	Carcase		Taste Test	P/L		TOTAL	PLACE	TASTE TEST AWARDS	
				Pen	Individual						Rank	Pts							
3128 Isla Angus	DZ515	ST	AA	14		13.810	6.923	20.733	20.83	24.26	1	5	35.00	-\$	78.92	-18.70	82.13	40	
	DZ516	ST	AA			13.245	7.055	20.300	18.75	20.19				-\$	111.98	-26.53	32.71	137	
	DZ517	ST	AA			14.606	5.283	19.889	18.75	22.22				-\$	113.32	-26.85	34.01	134	
	DZ518	ST	AA			12.370	6.751	19.121	18.75	18.52				-\$	157.14	-37.23	19.16	155	
	DZ519	ST	AA			15.349	8.487	23.835	20.83	20.00				\$	39.67	9.40	84.07	37	
	DZ520	ST	AA			12.342	5.572	17.914	18.75	23.33				-\$	186.27	-44.13	15.87	157	
				10		81.721	40.071	213.671	116.67	128.52		5	35.00	-\$	607.96	-144.04	364.82	23	

Lot / Exhibitor	Tag	Sex	Breed	Live Assessment		ADG Pts	Dress % Pts	Feedlot Total	Carcase Grid Pts	Carcase Judge	Carcase		Taste Test	P/L		TOTAL	PLACE	TASTE TEST AWARDS		
				Pen	Individual						Rank	Pts								
3129 Isla Angus	DZ521	ST	AA	4	7	9	13.824	7.500	21.324	20.83	21.85	1	15	39.84	-\$	54.92	-13.01	51.00	104	
	DZ522	ST	AA				11.193	6.278	17.472	18.75	24.26				11.11	160				
	DZ523	ST	AA				15.640	4.249	19.888	20.83	22.04				103					
	DZ524	ST	AA				12.690	7.538	20.228	18.75	25.93				128					
	DZ525	ST	AA				15.664	4.673	20.337	20.83	22.04				119					
	DZ526	ST	AA				14.953	4.911	19.864	18.75	21.30				48					
				60			83.964	35.149	203.740	118.75	137.41		15	39.84	-\$	650.27	-154.06	420.67	18	

Lot / Exhibitor	Tag	Sex	Breed	Live Assessment		ADG Pts	Dress % Pts	Feedlot Total	Carcase Grid Pts	Carcase Judge	Carcase		Taste Test	P/L		TOTAL	PLACE	TASTE TEST AWARDS		
				Pen	Individual						Rank	Pts								
3130 Isla Angus	DZ527	ST	AA	0			13.038	6.257	19.295	18.75	18.15				-\$	133.96	-31.74	24.46	149	
	DZ528	ST	AA				13.452	5.079	18.531	18.75	21.85				150					
	DZ529	ST	AA				14.700	7.700	22.400	20.83	20.00				88					
	DZ530	ST	AA				14.402	6.105	20.507	20.83	26.11				105					
	DZ531	ST	AA				11.504	6.249	17.753	18.75	25.37				158					
	DZ532	ST	AA				15.522	6.264	21.785	20.83	22.22				20					
				0			82.617	37.654	209.552	118.75	133.70		15	37.00	-\$	585.75	-138.78	375.23	22	

Lot / Exhibitor	Tag	Sex	Breed	Live Assessment		ADG Pts	Dress % Pts	Feedlot Total	Carcase Grid Pts	Carcase Judge	Carcase		Taste Test	P/L		TOTAL	PLACE	TASTE TEST AWARDS		
				Pen	Individual						Rank	Pts								
3131 M&D MacCue	DZ447	HF	AA	0			11.518	5.560	17.078	18.75	21.48	3	2	37.67	-\$	122.21	-28.95	28.36	142	
	DZ448	HF	AA				16.134	6.239	22.372	20.83	20.37				28					
	DZ449	HF	AA				15.587	7.911	23.498	20.83	22.22				17					
	DZ450	HF	AA				12.632	6.761	19.393	20.83	17.41				24					
	DZ451	HF	AA				14.741	5.753	20.494	20.83	21.67				58					
	DZ452	HF	AA				16.245	7.866	24.112	20.83	19.44				12					
				0			86.856	40.091	209.396	122.92	122.59		5	37.67	\$	406.27	96.25	593.83	6	

Lot / Exhibitor	Tag	Sex	Breed	Live Assessment		ADG Pts	Dress % Pts	Feedlot Total	Carcase Grid Pts	Carcase Judge	Carcase		Taste Test	P/L		TOTAL	PLACE	TASTE TEST AWARDS		
				Pen	Individual						Rank	Pts								
3132 M&D MacCue	DZ453	HF	AA	0			12.398	7.782	20.180	16.67	16.30	2	3	33.34	-\$	43.57	-10.32	42.82	121	
	DZ454	HF	AA				13.226	7.571	20.797	20.83	20.19				19					
	DZ455	HF	AA				13.401	6.576	19.977	18.75	15.37				112					
	DZ456	HF	AA				12.126	6.331	18.457	14.58	23.15				140					
	DZ457	HF	AA				12.592	5.997	18.589	14.58	16.85				148					
	DZ458	HF	AA				13.759	6.357	20.116	18.75	17.22				108					
				0			77.501	40.615	217.196	104.17	109.07		15	33.34	-\$	298.69	-70.76	408.01	19	

Pen Results		ADG Pts Total	Dress % Pts	Feedlot Total	Carcase Grid Pts	Carcase Judge		Taste Test	P/L		TOTAL
Highest		153.196	86.008	229.270	129.17	155.37		45.34	\$ 844.17	200.00	746.33
Top 5		143.867	78.971	222.366	120.83	140.19		42.17	\$ 292.95	69.41	594.09
Top 10		140.948	76.248	217.196	116.67	134.44		40.00	-\$ 61.58	-14.59	519.64
Average		134.370	74.752	209.122	107.83	127.59		38.32	-\$ 274.12	-64.94	449.82
Top 25		125.890	70.701	200.058	95.83	109.81		34.34	-\$ 743.37	-176.12	315.20
Lowest		68.191	62.499	130.690	33.33	100.93		31.50	-\$ 1,750.26	-414.67	-31.39

Individual Results		ADG Pts Total	Dress % Pts	Feedlot Total	Carcase Grid Pts	Carcase Judge		P/L		TOTAL
Highest		20.115	10.580	28.574	25.00	30.00		\$ 228.53	54.14	155.43
Top 30		15.756	7.979	22.603	20.83	25.19		\$ 51.80	12.27	89.00
Top 60		14.797	7.272	21.535	20.83	23.89		\$ 3.84	0.91	70.63
Top 90		13.880	6.535	20.507	18.75	21.67		-\$ 37.06	-8.78	56.73
Average		13.975	6.546	20.521	17.97	21.27		-\$ 45.69	-10.82	55.92
Top 120		13.071	5.955	19.699	18.75	19.63		-\$ 89.18	-21.13	42.98
Top 150		12.083	4.879	18.092	14.58	16.30		-\$ 151.43	-35.88	23.26
Lowest		9.765	2.808	16.009	0.00	11.48		-\$ 1,600.37	-379.16	-379.16

THANK YOU TO THE SPONSORS
& SUPPORTERS OF THE
2019 SYDNEY ROYAL BEEF CHALLENGE

PLATINUM



GOLD



HEREFORDS
Australia



Nutrition Service
Associates



PERFORMANCE
FEEDS

